



St Brendan's Primary School 1581

40 Golf Links Road, Lakes Entrance 3909

Ph: 03-51552712 Fax 03-51554565

Internet Address: <http://www.lakesent.catholic.edu.au>

E-Mail Address: principal@lakesent.catholic.edu.au

Internet Banking : BSB 083 879 A/C 695096861 Account Name : St Brendan's School

Newsletter No 10 April, 23



School photograph packs and Mother's day gift pick up tomorrow 10.00am - 3.00pm

School photos have arrived and can be picked up from school. To do so, please drive your car into the top carpark and park beside the staffroom for a drive-through style service. Included with the packs is a gift provided by our Parents and Friends Committee for your child/ren to present to mums on Mother's day. If you have not ordered photographs, please come to pick up your Mother's day gifts.

Tomorrow, Friday 24th will be the last day to do the drive-through style pick up. You will then need to phone the school to arrange a time to pick up your photos and gift, or wait until we return to school.

On-site School Intention

If you require your child to attend school in week 3, please register your intention on the SkoolBag App under **EFORMS-on-site School Intentions Form**. Intentions should be in before 3pm Friday 24th April, so staffing arrangements can be organised

All students who can learn from home, must learn from home.

Don't forget to send in your *daily*

Remote Schooling Attendance form

each school day before 10am. Thank You



Communication

All important updates and details will be communicated through our SkoolBag App, Newsletters will continue next term which can be accessed via SkoolBag and the St Brendan's website.

Contact

If you need to contact the school please phone 51 552712 or email, principal@lakesent.catholic.edu.au

Computer Issues

If you experience any IT issues with St Brendan's equipment, please contact Katrina on kwykes@lakesent.catholic.edu.au

S P O R T

MINUTE TO WIN IT CHALLENGE



Week 1 Winners

Tayla Mills

Harrison Walker

CatholicCare Telephone Counselling Service Available

Therese Kearney from CatholicCare is available by phone on Tuesdays and Wednesdays for any parents who might need someone to talk to. Whether be it about themselves or about their children. If they are anxious or worried about the effect that the Corona Virus is having on their lives, the bushfires or anything else that may be a worry to them.

Please take advantage of this offer, for anyone in need.

Telephone **Therese Kearney** on **0400783342** any **Tuesday or Wednesday**

Baby Congratulations to the Waite Family, Noah (Year 1 Red) on the arrival of your son and baby brother **“Hugo”**.



Let's Share the Good Work Going on at Home

Being apart from one another is difficult! One of the things we would like to do to stay in touch is to share the good work that is going on at home. We will be devoting several pages of our newsletter sharing photos and stories of success. We are asking students to send in a photo of their work and a blurb to complement the picture.

Send in a photo of:

- *An activity you have completed*
- *You at your workstation*
- *A writing piece*
- *Anything you have had success with*

Please send articles to kwykes@lakesent.catholic.edu.au

Watch out for next week's 'School Captain's Articles!'

BOOK CLUB IS HERE—Virtual Catalogue
while Students Learn from Home

**Doing things differently does not change
our goal, that goal is more important than ever!**

**For the first time in the history of Scholastic—
we will have a Virtual Book Club for Term 2**

Every child will still have the opportunity to access their Book Club catalogue.

The same carefully selected, best-value books will still be available, so the enjoyment Book Club is known for will not change!

Copy the below link into your browser to check out the latest catalogue

<https://scholastic.com.au/book-club/virtual-catalogue-1/>

The best way to order it through the LOOP ordering system for Term 2.

See details below to register.

Book Club LOOP
The **EASIEST** way for parents to order and pay for Book Club!

Parents: Are you registered for LOOP?
LOOP is the easiest way for you to order and pay online for your child's Book Club order, if you wish to pay by credit card.

Parents who are registered for **LOOP** receive exclusive sneak peeks, downloads and offers throughout the school year—don't miss out!

BONUS!

Head to scholastic.com.au/LOOP and register today!




The order will still be delivered to school.

We will set up a pick up station at school.

The school will send out a SkoolBag app to advise when the order is ready to pick up.

DON'T FORGET!



SCHOLASTIC
Book Club
orders are due:
Friday 8th May

Our Faith Corner



HAPPY EASTER! Yes that's right — Easter doesn't end with the delivery of chocolate eggs on Easter Sunday. The season of Easter lasts for six weeks , until the Feast of Pentecost on Sunday, 31st May.

The messages of Easter also don't end after the virtual family get together, or online church service. The message of hope that Jesus' resurrection offers goes on forever. Easter also challenges us to be the best people we can be by looking after others at this time, but also by looking after our own physical mental and spiritual health.

Prayer is a great way to vent your worries, frustration, joys and sorrows, so please pray on your own and with your children. Here is a link to a short reflective prayer for hope.

https://www.youtube.com/watch?v=A1ce_o5sexA

Easter is celebrated by many Christian communities across the world in many different ways. Let's see what Leon has to say!

How Assyrians celebrate Easter In Iraq.

In the olden days they used to celebrate Easter by boiling and colouring the eggs (they did not have yummy chocolate eggs). On Easter morning the family play a game of cracking the coloured boiled eggs. The winner is the one who cracks as many eggs as he/she can, without a crack in their coloured egg. This year I was the winner. I cracked 4 eggs with my Monster Green boiled egg.

Easter boiled coloured eggs, in Assyrian culture, are a symbol of Jesus' resurrection. The yellow yolk represents Jesus's body, the white part is the shroud, the shell is the tomb (the cave) and the colour, which used to be only red in these days, is Jesus' blood. In one picture you will see me and Daniel playing the egg cracking game.

Kind regards, Leon and Ann Alwyn





This Saturday, 25th April, is ANZAC Day. It is usually a day where we gather together to march and show our respect to all those who have fought in wars to keep Australia a safe place to live. St Brendan's usually has a large number of students who march from the RSL to the cenotaph. It is a time of great pride for our school as the number of children who attend increases each year.

Unfortunately, with COVID-19 there will be no ANZAC Day marches, but it is still important to pause and remember our servicemen and women who worked and fought hard to protect our country.

You can make this ANZAC Day a time where you create your own family traditions.

In your remote schooling packs or on your Google Classroom you will have some reference to ANZAC Day. These activities could form part of a discussion around the dinner table.

Usually, at 6am, there is a dawn service but not this year. Instead some people are saying that they will go to the end of their driveway to have their own tribute. If you do this, listen out, you might hear someone playing the Last Post.

At 5am the ABC TV will have a live commemorative service from The Australian War Memorial. This will also be available on iView and their website.

Some children have already made their own wreaths, but if you haven't there are instructions in this newsletter to make one. You could place this on your letter box or at your front door. It would be great if you could take a photo and send it to school so we could put it in next week's newsletter.

If you are driving past the school, keep an eye on the fence. Emma is making a big wreath to display. This will show support and respect from St Brendan's School.



You could read The Ode. This comes from the fourth stanza of the poem, *For the Fallen*.

***They shall grow not old, as we that are left grow old;
Age shall not weary them, nor the years condemn.
At the going down of the sun and in the morning
we will remember them.***

Observing a minute's silence is a sign of respect for those who have fought and died in wars.

You could make ANZAC biscuits. It has been claimed that these biscuits were sent by wives and women's groups to soldiers abroad because the ingredients do not go off quickly and the biscuits kept well during naval transportation.

ANZAC Biscuits

Ingredients

- 1 cup plain flour
- 1 cup rolled oats
- 1 cup brown sugar
- 1/2 cup coconut
- 125g unsalted butter
- 2 tbs golden syrup
- 1 tbs water
- 1/2 tsp bicarbonate of soda



Method

Sift the flour into a bowl. Add the sugar, rolled oats and coconut.

Melt the butter in a saucepan, then add golden syrup and water.

Stir the bicarbonate of soda into the liquid mixture.

Add the liquid to the dry ingredients and mix thoroughly.

Place walnut-sized balls of mixture on a greased tray and bake at 175C for 15-20 minutes.

Biscuits will harden when cool.

For crunchier biscuits, use more golden syrup

Whatever you do on Saturday, take a few minutes to remember the people who have served our country.

Lest we forget.



Anzac Craft

How to make a wreath

You will need:

- Egg cartons
- Cardboard for wreath to glue the Poppy's to
- Scissors
- Red and black paint/ pencils/ textas
- Glue


Cut out your Poppy's from the egg cartons and decorate to look like Poppy's.

Cut out cardboard to make the base of the wreath and glue Poppy's on to cardboard. Once dry put it out the front of your house, or on your fence for the whole world to enjoy.







Cobie Gilbert (Year 3 Red) with her Non-Fiction Book Report.



Alex Mahony (Year 3 Red) solving a match sticks brain teaser.



Informational text report sent in by **Abby Grenfell (Year 3 Red)**

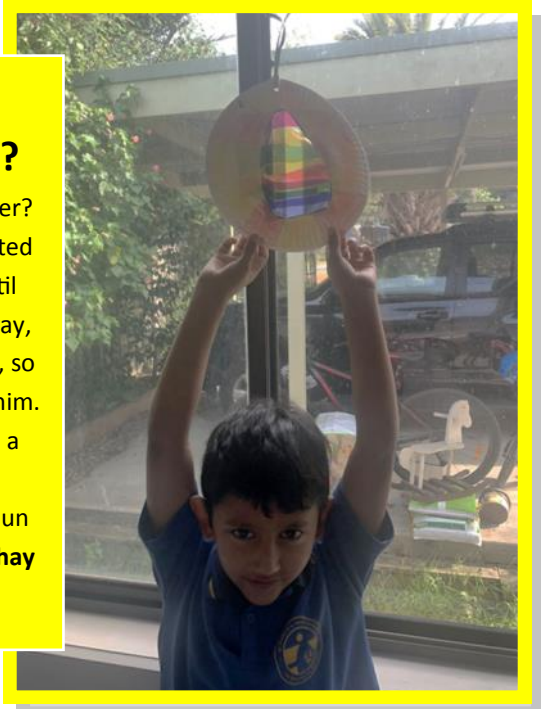


Who Has Been Busy This Week?



Did you know it is still Easter? In fact, Easter has just started and lasts for 6 weeks, until Pentecost. On Easter Sunday, we celebrated Jesus' rising, so we can have new life with him.

We made sun catchers as a sign of Jesus rising.

Have a look at this lovely sun catcher that **Shaurya Sahay (Year 1 Red)** made!



Art



Year 2 students Pentecost craft photos
The students were asked to get as creative as possible to after reading about the Holy Spirit .



Archer Rickman

Year 2 Blue



Kade Pinock

Year 2 Red



Harry Strong

Year 2 Blue

Hello teachers,

Today I made an Army Tank with my dad. It was so much fun !

Science: Human push.

Technology: Materials: Tissue box, toilet rolls, timber, sticky tape, screws, paint.

We chose these so the tank would be stable and could roll well.

Engineering: At first our screws were too tight and our timber was too soft.

We needed to loosen the screws a bit so the wheels could roll and remake the wheels from a harder type of timber.

Art: We spray painted the tank green and black for the wheels.


Mathematics: The tank travelled 180cm the first try and then 210cm when I pushed harder and it went straight. If it doesn't travel in a straight line it doesn't go as far.

I measured this using a measuring tape

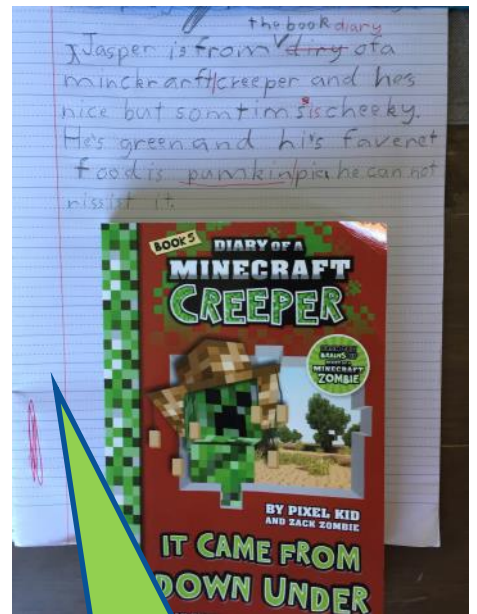
I hope you enjoy my picture,

Harry Strong (Year 2 Blue)







In Capabilities Year Four are learning about emotions. In this task students found their blank emotions sheet in their pack. They looked at their face in their mirror and copied what they saw while drawing the different emotions.
Tayte Gibbs -Year 4 Blue




Character description for our reading lesson from **Oliver McCormick -Year 4 Red**



Year Four in reading are learning about retelling a fiction story. Our first task was to describe the character in the book.
Caleb Tili -Year 4 Red



Year Four in writing are learning the skills to revise using a green pen in the Writing Process.
Ashita Chhabra -Year 4 Red has begun her writing process with her plan and her draft and uploaded a photo to show her teacher before revising and editing her own work.




Year Four in maths are learning the different strategies in addition.
Jesse Gardiner - Year 4 Red watched the video of the jump strategy created by Mrs Mills and uploaded his work to be corrected by his teacher.



Sienna Djukic (Year 3 Red) worked on her writing piece on 100 cookies. Here are some pics of her work.

Grace and Amelia Neander (Year 2) at work Remote Schooling.

First photo is at their workstation doing some of their reading work. The next one is getting into some art using different mediums including some things they collected outside like leaves, flowers and seed pods as well as paint and glitter! In each photo Grace is on the left and Amelia is on the right.



How to install the SkoolBag app

instructions for parents and community

Make sure you have updated to the newest version of the SkoolBag App

Turn on App notifications to stay updated with important updates from St Brendan's CPS

1. Get your favourite mobile device
2. Open the App Store/Play Store
3. Search for "SkoolBag"
4. Download the free app
5. Open the app and add your school(s)



St Brendan's Catholic Primary School

for Apple users



Download on the
App Store

for Android users



GET IT ON
Google Play

for more info visit skoolbag.com.au

SkoolBag 